

Practical guide for international exchange students 2019/20

UNIVERSITY OF NÎMES



willkommen	bienvenue	欢迎	welcome	witaj
	dobrodošli	добро пожаловать		vítejte
bienvenido	velkom	bine ai venit	Καλός	ήλθατε
स्वागत	üdvözlet	benvenuto	مك ب ابحرم	

Practical guide for international exchange students 2019/20

CONTENTS

Presentation.....	3
The sites at the University of Nîmes	
➤ Site Vauban / Carmes / Hoche.....	4
Studying in France.....	6
Studying in Nîmes.....	9
VISAS and Resident's permits.....	9
Mentoring.....	10
Applications for Erasmus+ students or as part of bilateral exchanges.....	11
Your study contract.....	12
Referring teacher contacts.....	13
Your arrival at the University of Nîmes	17
Accommodation.....	18
➤ Reservation of CROUS accomodation.....	18
➤ VISAL device.....	19
➤ Rental of a private home	20
➤ Multi-Risk Housing Insurance	20
Formalities in France.....	22
➤ European Health Insurance Card.....	22
➤ Social security	22
➤ Civil liability insurance	24
➤ Family allowance (CAF).....	24
➤ Banks.....	24
Getting around.....	25
➤ On foot / Bus / Taxi / Car.....	25
➤ Car – pooling / Train /Plane.....	26
Everyday life.....	27
Cost of living/ Meals / Telephone / The Internet.....	27
Important contacts.....	28
Student associations.....	30
Consult and find out: Online Resources	34

Practical guide for international exchange students 2019/20

UNIVERSITE DE NÎMES

INTRODUCTION

France

Currency: the Euro

Official language: French

Time zone: GMT + 1

Telephone country code: +33

The Occitanie region

The south of France

Mediterranean and garrigue

Several universities

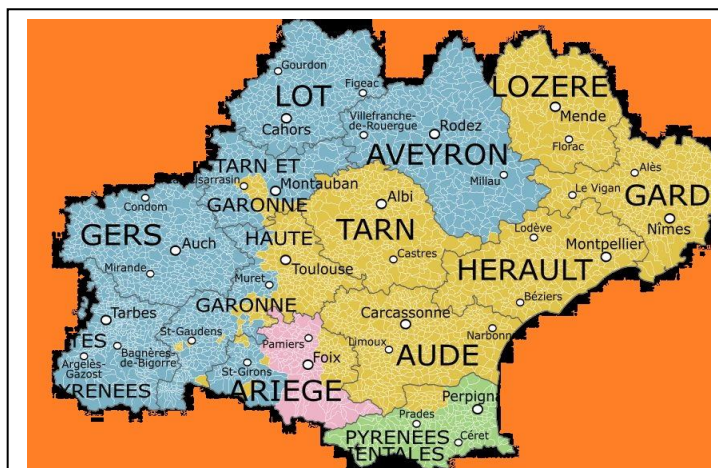
A historic past

An ideal environment

Nîmes

140,000 inhabitants

Ancient Roman city



More about the town :

[Nîmes Tourist Office](#)

CONTACT :

Maria Marrero

International Cooperation Manager
International Mobility Coordinator
University of Nîmes

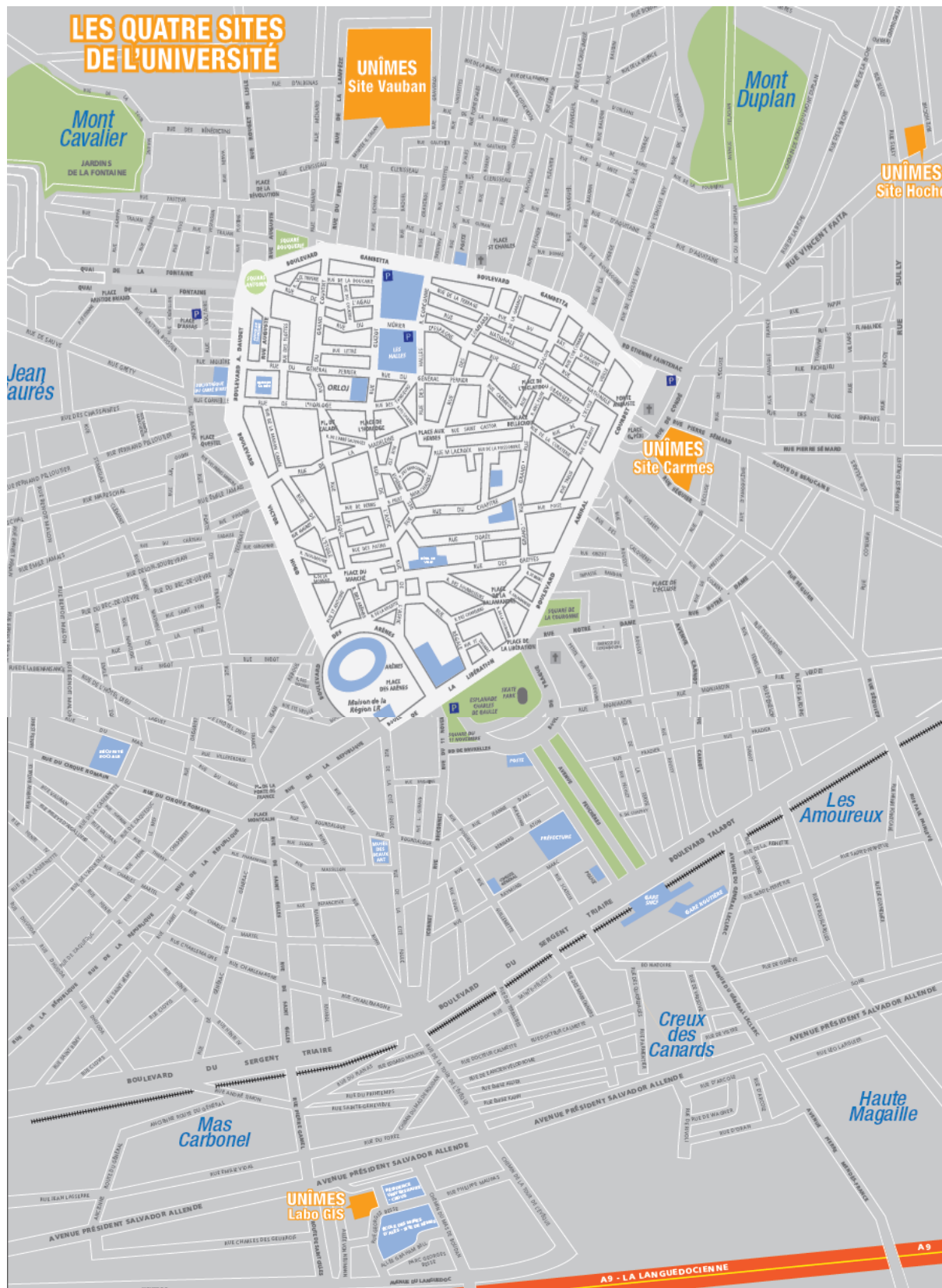
Bureau de la Mobilité Internationale

Vauban Site – Office D111, 1st floor
Rue du Docteur Georges Salan - CS13019
30021 Nîmes Cedex - France
Tel : (33) 466.36.45.83
Fax : (33) 466.36.45.87
Email : international@unimes.fr

Practical guide for international exchange students 2019/20

UNIVERSITE DE NÎMES

THE SITES AT THE UNIVERSITY OF NIMES



Practical guide for international exchange students 2019/20

UNIVERSITE DE NÎMES

University Sites



Fort Vauban Site

This is the main administration site. General courses in the human and social sciences, as well as economics and business administration courses, are also taught here.

The Vauban Fort is a colossus in university education, combining modern design and technical skill in a historic setting.

Here there is a widely appreciated library with access not only to an exceptional collection of documents, but also to personal and team working areas, and to cutting-edge multimedia equipment.

Carmes Site

At Les Carmes, the University of Nîmes science site, students are trained in biology, chemistry, physics and I.T.

The building is impressive, but still a pleasant and convivial place to work. On site, mutual help and success are the shared values for the future scientists and researchers who have worked there.

Students study with the teaching team always close by, giving them access to the information they need about courses and about internships in France and abroad.



Hoche Site

The new Hoche site is dedicated to ever more cutting-edge courses.

Hoche is one of the University's most important sites since this is where most of the specific programmes and master's degree courses are taught.

When this new university campus was set up on the site of the former Gaston Doumergue Hospital, a new university residence was also built a few streets away.

Practical guide for international exchange students 2019/20

UNIVERSITE DE NÎMES

STUDYING IN FRANCE

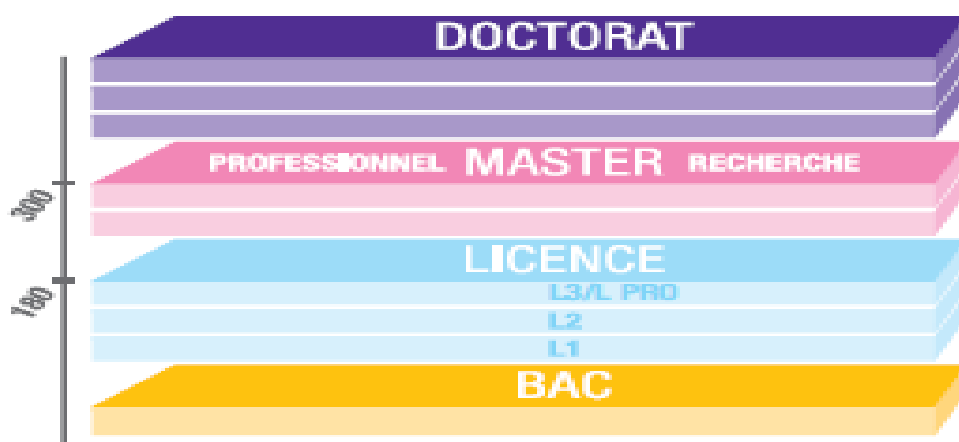
Bachelor-Master-Doctorate courses

In France, the bachelor's degree lasts for 3 years at the university, after the baccalaureate. There are degrees in almost every subject and sector of activity.

After the bachelor's degree, students can go on to do a master's degree with full- or part-time courses adapted to a double aim:

- to prepare students for academic research and a doctorate.
- to provide a programme leading to qualifications and high-level job opportunities.

All students with a master's degree can apply to do a doctorate, whether they have taken a master's degree at university, in an engineering school or at a business school. Doctorate studies generally last for three years (8 years of studies after the baccalaureate).



Practical guide for international exchange students 2019/20

UNIVERSITE DE NÎMES

How do you pass a degree? What is an ECTS?

Passing your degree:

To harmonise all European qualifications, each Course Unit ("Unité d'Enseignement" or UE in French) that students pass at the end of term gives them *ECTS* (European Credit Transfer System) credits.
An academic term is equal to 30 *ECTS* credits.

This European-wide standard promotes exchanges and makes it easier for students to continue their studies in France or abroad. It is also more straightforward for anyone returning to university as part of lifelong learning. Credits are given all through the academic courses in the following way:

- A bachelor's degree is awarded when the student has 180 *ECTS* credits.
- A master's degree is awarded when the student has 120 *ECTS* credits.

Exam sessions :

- An exam session (first session) takes place at the end of each term.
- A second session is organised at the end of the year for Course Units or individual subjects that students have not passed during the term.
- The final marks at the end of the second session are based on the student's best marks in the exams in session 1 and session 2. For example: a mark of 9 out of 20 in session 1 is replaced in the final results by a mark of 10 out of 20 in session 2.

Practical guide for international exchange students 2019/20

UNIVERSITE DE NÎMES

Lectures

Lectures are given by a professor in a lecture theatre, where students are required to take notes, to be attentive and rigorous in their working methods.

The right approach to lectures:

- Always attend them!
- Become an expert note-taker
- Revise the lecture later in the day



Practical work

Adds useful skills and techniques arising from basic knowledge. If you want to succeed in practical work, then spend time on the corresponding lecture and tutorial work. Attendance for practical work is obligatory (any absence must be justified).

Personal work

Is done alone or in a group by students outside of lesson time.

Personal work

Is done alone or in a group by students outside of lesson time.

What is the proportion of personal work to teaching time?

1 CU = 50 hours of teaching time \pm about 100 hours of personal work. So passing a Course Unit depends on the personal work that goes with the teaching.

Practical guide for international exchange students 2019/20

UNIVERSITE DE NÎMES

STUDYING IN NIMES

VISAS and Resident's permits

Applying for a visa

- To apply for a visa, you need to wait until you receive your acceptance letter or notification of admission, which are needed to obtain a student visa for the academic year.
 - It is not a good idea to come to France with a tourist visa, since you will not be able to register at the university with it.
 - You must also prove you have enough resources for the entire length of your stay (about €700 a month)
- You will find this information in more detail in the "[Guide for International Students](#)".

Arrival in Nîmes

- To complete the registration process at the University, you need to have a long-stay student "D" VISA (CESEDA R311-3 6°) covering all the academic year.
- International students with a D visa are authorised to work for up to 60% of legal annual working time (up to 964 hours a year).
- Within 3 months of your arrival in France, you must complete all 5 stages of the procedure (any delay may place you in an illegal situation). Once the procedure is complete, your visa will be the equivalent of a resident's permit.

Complete the [OFII](#) document issued by the consulate:

- Send it as a registered letter with acknowledgement of receipt to the OFII in Montpellier, along with a photocopy of your passport (the pages with your identity + visa + page stamped on your arrival in France): Office Français de l'Immigration et de l'Intégration - "Le Régent" - 1er étage - 4 rue Jules Ferry - 34000 Montpellier.
- Once these documents have been received, the OFII registers your application and sends you an acknowledgement of receipt.
- You will then be summoned for a medical visit by the OFII (the notification letter will list the documents you should bring for the visit, as well as the tax to be paid)

After the medical visit, the OFII will stamp your passport, and you will have the right to stay in France legally for the period mentioned in your visa. The visa then becomes your resident's permit.

If you wish to renew your visa, you must request a renewal at the prefecture of your place of residence 2 months before the end of your stay. You will need to prove you are attending courses at the university and making progress in your studies for your registration to be approved for the following year.

For more information:

Contacts and procedures at the prefecture of Nîmes: [Nîmes Immigration, Integration and National Identity Unit](#).

Practical guide for international exchange students 2019/20

UNIVERSITE DE NÎMES

MENTORING



Would you like to have help and support from arrival? You can sign up for the International Mentorship programme.

Mentorship consists in contacts with a local student who can guide you through the administrative procedures, help you find accommodation and introduce you to student life in Nîmes. Your mentor will act as a guide all through the year.

Your mentor:

- will contact you by e-mail before you leave
- will accompany you to your place of residence
- will help you, if you wish, with administrative procedures

More details: <http://www.parrainage-international.fr/>.

To take part in the mentorship programme, click [here](#).

Your first few days in Nîmes

Here are the first few steps you need to take when you arrive in Nîmes in the recommended order

- Open a bank account as soon as possible. This will make life much easier (ask your bank to give you several copies of your bank account information, a document known as a RIB in French. You will often be asked for it in your first few days in Nîmes).
- Take out civil liability insurance; you will need this for your accommodation rental contract and to register at the university.
- Find accommodation → Take out multiple-risk housing insurance.
- Buy a French SIM card (mobile phone); this immediately makes communications easier.
- Register at the university → you register for the Social Security at the same time here, too.
- Begin the OFII procedure.
- Get in touch with the CAF (social security organisation) to apply for APL (housing benefit).


Practical guide for international exchange students 2019/20

UNIVERSITE DE NÎMES

APPLICATIONS FOR ERASMUS+ STUDENTS OR AS PART OF BILATERAL EXCHANGES

To study at the University of Nîmes as part of a bilateral agreement or Erasmus, you need to:

- Check with the International Relations Service at your own university that they have a student-exchange agreement with the University of Nîmes.
- Apply at your own university to take part in the exchange programme.
- Your application must be approved by your own university, and then they will contact the University of Nîmes with a list of selected students.



- Contact the international exchanges coordinator for your subject in order to set up a study programme to be approved on your return to your own university. (To do so, see the details of the [academic programme](#). Take into account in which terms the courses are given so that your Learning Agreement can be drawn up).
- Complete the online [exchange registration form](#), print it out, sign it and send it with the following documents:
 - An application letter in French
 - A list of your marks for the current and previous year
 - A photocopy of your identity card
 - A study programme proposal approved by your supervising teacher at your own university.

- Then send the application by post to:

Bureau des Relations Internationales, Université de Nîmes – 2 rue Georges Salan, 30021 Nîmes cedex 1 France or scan it and send it by e-mail to: [international @ unimes.fr](mailto:international@unimes.fr).

Deadline for files: 31 May 2019

You will then receive a confirmation e-mail or letter.

Practical guide for international exchange students 2019/20

UNIVERSITE DE NÎMES

YOUR LEARNING AGREEMENT



When you apply to do an exchange programme at the University of Nîmes, you will be asked to choose the courses you want to take during the year. Your choices must be approved by the supervising teacher at your own university, then by your supervising teacher at the University of Nîmes.

As soon as you arrive, contact your supervising teacher to ask him or her for an appointment to approve your Learning Agreement. The supervising teacher can advise you about your choices and answer your questions about the academic aspects of your time at university.

Practical guide for international exchange students 2019/20

UNIVERSITE DE NÎMES

REFERRING TEACHER CONTACTS

History	Sylvain OLIVIER – sylvain.olivier@unimes.fr
English language and civilisation	Sylvain BELLUC – sylvain.belluc@unimes.fr
Spanish language and civilisation	Sabine COUDASSOT-RAMIREZ – sabine.coudassot-ramirez@unimes.fr
Modern applied literature	Amélie CHABRIER - amelie.chabrier@unimes.fr
Psychology	Karine WEISS – karine.weiss@unimes.fr
Design	Michela DENI - michela.deni@unimes.fr
Mathematics/Computer Science Physics	Serge DUMONT – serge.dumont@unimes.fr
Chemistry	Zohra BENFODDA – zohra.benfodda@unimes.fr
Biology	Axelle CADIÈRE – axelle.cadiere@unimes.fr
Economic and social administration	Julie OLIVERO – julie.olivero@unimes.fr
Law	Olivia DANIC – olivia.danic@unimes.fr

Practical guide for international exchange students 2019/20

UNIVERSITE DE NÎMES

ARRIVING AT THE UNIVERSITY OF NIMES :

If you are an exchange-programme student, get in touch with the International Relations Office to make an appointment for your registration: international@unimes.fr

When you arrive, go to the International Relations Office to sign the arrival form and organise your exchange-programme period. Then go to the registration office.

Registration at the University of Nîmes

You need to make an appointment before registration. You will need to bring:

- The acceptance letter from the University of Nîmes for the exchange programme.
- Your student card from your own university.
- Your identity card with a photocopy of both sides and/or your resident's permit
- Proof of health and repatriation insurance or, if you are from Europe, your European Health Insurance Card
- Proof and a photocopy of civil liability insurance covering the entire academic year. This insurance is available for about €16 a year from one of the student mutual insurance companies ([MEP](#) or [LMDE](#)).

After your registration, you will be given a student card for the University of Nîmes, as well as a login and password, giving you access to a range of services:

- The university wifi network
- The computers for students in the university library
- Access to the Unîmes intranet (ENT), where you have your own online space including your email (this address will be used for all communications from the university and teaching staff).



Practical guide for international exchange students 2019/20

UNIVERSITE DE NÎMES

ACCOMMODATION :

Renting a flat in France

Students who want to rent accommodation must have a guarantor (a person living in France to act as a financial guarantee for you).

The university itself acts as a guarantor for exchange-programme students staying in [CROUS](#) accommodation.

CROUS (*Centre régional des œuvres universitaires et scolaires*) is the institution in France that provides university accommodation to students, among other things. CROUS accommodation is a way for students to live in a friendly atmosphere (with other students) at a low rent.

Reservation of CROUS accommodation for Incoming Exchange Students (IN)

If you want accommodation in a university residence in Nîmes, you can reserve a studio flat in the [Tour Magne](#), [Clérisseau](#) or [Hoche](#) residences. You can also reserve a room in the university residence at [Cité Matisse](#). Rents for accommodation can be found [on the CROUS website](#).

To reserve accommodation, contact the CROUS administration in Nîmes at: cu.nimes@crous-montpellier.fr

Good to know:

- Make sure you have enough money to pay the first month's rent when you arrive.
- Find out about the rent and the type of accommodation you have been given (so that you can take out housing insurance as soon as possible).
- Not all CROUS residences have internet access.
- Contact the CROUS to set a date for your arrival at the residence: the secretary is not there all the time, so access to your accommodation may not be possible on arrival.

If you need help, you can also contact the CROUS mediator at helene.faure@crous-montpellier.com.



Practical guide for international exchange students 2019/20

UNIVERSITE DE NÎMES

Promoting access to accommodation with the new "VISALE" initiative

Visale is a measure helping students to find accommodation quickly and giving landlords guarantees that rent will be paid.

Good to know:

- VISALE is free.
- To sign up for VISALE, you need to be aged between 18 and 30.
- VISALE is open to overseas student from the European Union or with a Long-Stay Visa giving resident status to students (VLS-TS) if they are from outside the EU.
- VISALE is applicable to private accommodation and to university residences.
- You don't need to know your new address in France to sign up for VISALE.
- The "visa" you are given through VISALE has nothing to do with the visa issued by the consulate.
- You can apply for VISALE online: www.visale.fr.

For more information, visit the following address: www.campusfrance.org.



Practical guide for international exchange students 2019/20

UNIVERSITE DE NÎMES

RENTING PRIVATE ACCOMMODATION

If you want to rent private accommodation and you have no guarantor in France, you can leave a bigger deposit (several months' rent). If a landlord asks for your university registration and you have not yet registered, you can show your acceptance letter. To help you find accommodation, don't forget to bring with you:

- A copy of your birth certificate.
- Confirmation from your guarantor, if you have one.
- Proof of sufficient income. Your income should be about €700 a month.

Otherwise, you can also provide proof of employment of up to 964 hours a year or confirmation from the person in France who will be paying for your studies.



When you arrive in Nîmes

Finding a flat can involve a lot of time and money. If you arrive in Nîmes without anywhere to stay, you will need to find temporary accommodation and have the money you need when looking for a flat (deposit, estate agency fees, etc.).

It is recommended to book a room in a hotel or youth hostel before you get here, since a lot of students arrive at the same time at the start of the term.

When you get to Nîmes, you can find information (map of the city, accommodation, useful information) free of charge at the [Tourist Office](#)

Once you are in Nîmes, don't hesitate to get more information at the University, especially from the Student Life Office (Bureau de la Vie Etudiante, BVE) at vpe@etudiant.unimes.fr or on [Facebook](#).

Multi-Risk Housing Insurance

- Before you can sign a rental contract for any kind of accommodation in France, you need to have multi-risk housing insurance. Make sure you take out insurance when you arrive in France.
- This type of insurance is often available from banks and student mutual insurance companies. Get more details as soon as possible.

Practical guide for international exchange students 2019/20

UNIVERSITE DE NÎMES

Accommodation for students in Nîmes

In Nîmes, there are many private, independent or CROUS student residences (click on the logos).



Private accommodation :

You can rent a flat on your own or as part of a flatshare. Accommodation for rent is shown on noticeboards on university premises, in the courtyard and near the lift. Here are a few links that could be useful when you are looking for a flat.

ParuVendu.fr



leboncoin.fr
vendez, achetez, près de chez vous

Appartager

SeLoger

LOKAVIZ

lesclesdumidi.com
IMMOBILIER

Practical guide for international exchange students 2019/20

UNIVERSITE DE NÎMES

FORMALITIES IN FRANCE :

European Health Insurance Card



- You are exempted from certain healthcare costs and have access to treatment with this card. You then ask for reimbursement in your own country.

Social security

- The social security reimburses 70% of your health-care costs
- The other 30% is reimbursed by the mutual insurance company of your choice.
- The Carte Vitale is a card proving you have the right to health treatment reimbursed by the social security.
- Your social security number is your identification number for all social security procedures. It is shown on your Carte Vitale and is given to you when you sign up for social security.
- In practice, the organisation that takes care of reimbursing your healthcare costs is the student mutual insurance company of your choice (the student mutual companies are delegated by the social security to manage healthcare costs).
- If you want to sign up for complementary insurance covering the remaining 30 % of your healthcare costs, contact your student mutual insurance company (click on the logos to compare and choose your student mutual company).



Practical guide for international exchange students 2019/20

UNIVERSITE DE NÎMES

Signing up for social security

It is important to know that the social security is free and obligatory for all students in France. Neither French nor overseas students have to pay to sign up for French social security. Through this system, some of your health-care expenses are reimbursed.

To sign up for social security, you must be:

- A student, from Europe or elsewhere, and not have a European Health Insurance Card.
- A European student and have an S1 form.

What is the S1 form ?

With this document you can sign up for the social security in France. It only concerns citizens from UE/EEA countries and Switzerland.

You don't need to sign up if :

- You are European and you don't have a European Health Insurance Card.
- You were registered in a French higher education school or university for the year 2017/2018, whatever your nationality.

For more information, visit the following website: www.campusfrance.org.



Practical guide for international exchange students 2019/20

UNIVERSITE DE NÎMES

Civil liability insurance

- Civil liability insurance is obligatory in France. It provides compensation for any harm or damage caused to another person.
- It differs from criminal liability, which is applicable when a law is broken (for offences or crimes).
- Civil liability insurance is required for registration at the university, as well as for renting a flat.
- You can take out this insurance at many different organisations, including some banks and the two student mutual insurance companies.
- If you want to take out an insurance with a mutual fund, you can do so at the university on the day you register.

Caisse d'allocations familiales (CAF)

- The *Caisse d'allocations familiales* (CAF) is a state organisation whose job is to pay out family or social benefits to individuals in conditions set out by law.
- For students, the CAF can pay housing benefit (*Aide Personnalisée au logement*, APL), with the amount depending on the rent and economic situation of the student and his or her family.
- As soon as you have a flat, go to the [CAF](#) website to see if you are eligible for housing benefit.

Banks

- If you are staying in France for several months, a French bank account will soon be a necessity: you need one to receive housing benefit (APL), for grants and for a mobile phone contract, for example.
- In France bank cards (Carte Bleue) are very widely used, and it is practical to have one. A French bank card makes payments easier.
- Some banks also provide civil liability and housing insurance contracts (both are obligatory). Bear this in mind when choosing your bank.
- Banks often have special offers for students, so don't forget to mention that you are a student when choosing your bank and your contract.
- A "RIB" (*Relevé d'Identité Bancaire*) is a document including all the bank details you need to pay (your rent, internet subscription, etc.) and be paid (housing benefit) through your bank account easily. You will be asked for a RIB when signing up for many different contracts (rent, internet subscription, etc.). Ask your bank to give you several copies of your RIB.
- You will find a list of banks in the city of Nîmes [here](#).

Practical guide for international exchange students 2019/20

UNIVERSITE DE NÎMES

Getting around

On foot

- Nîmes town centre is quite small, and most of the university sites are near the town centre. If you live in the town centre, you can easily get around on foot

Bus

- The regional [EdGard](#) service runs coach lines in the Gard department and in the region.
- €1.60 for the first card and €1.50 for each recharge (magnetic stripe card).
- In Nîmes the urban bus service is managed by [TANGO](#). Buses and a tram-bus line run every day in the town, including on Sundays and public holidays. Some lines run until 9 p.m. (see bus timetables on the Tango website) and until 10 p.m. for the tram-bus line
- Fares are valid for 60 minutes and cost €1.60 for the first card and €1.30 for the recharge (magnetic stripe card).
- For students, there is a "Pass Études" (Study Pass) subscription costing €19 a month or €199 a year.
- You can buy tickets on the bus from the driver, in [Tango shops](#) or, for the tram-bus line, from machines at each stop.

Taxis

- In Nîmes there are several [taxi](#) companies.
- You will find taxis next to the train station or you can book one by phone

Voiture

- In France, you drive on the right.
- [Validity](#) of overseas driving licences

Practical guide for international exchange students 2019/20

UNIVERSITE DE NÎMES

Car-pooling

- [Car-pooling](#) is a form of transport taking inspiration from hitch-hiking, but is much safer and more organised. It is widely used in France and is often the cheapest way to travel
- There are several car-pooling websites. The most popular are:

Bla Bla Car



Train

- Nîmes is part of the national French railway network, the [SNCF](#)
- If you are under 28, you can soon save money if you have a "[Carte Jeune](#)" young people's card.
- In France train fares, and often plane fares too, depend on the number of seats still available; that is why tickets are cheaper if you buy them ahead of time.
- The Languedoc Roussillon region has some train fares at 1 euro (for these destinations the fare is not the one given on the SNCF website, but is always 1 euro). [Here](#) you can find details about the lines concerned by this special offer.
- But you will need to book your tickets early because the number is limited.

Plane

- [Garons](#) Airport, near Nîmes, runs regular services to the UK and Belgium, in particular.
- There are other airports in the south of France, with the biggest in Marseille and Montpellier

Practical guide for international exchange students 2019/20

UNIVERSITE DE NÎMES

Everyday life

Cost of living

- To have a decent standard of living, students in France need around 700 euros a month (for rent, healthcare, going out, leisure activities, etc.).



Meals

- All Unîmes students have access to the cafeterias run by the CROUS in Nîmes with their student card. The cafeterias serve full-course meals at low prices and are located near the university and student residences.



Telephone

- If you are staying in France for more than a few months, having a French telephone number is a way to keep in touch with the people you meet.
- To get a French telephone number, you need to buy a SIM card from a French telephone operator (Orange, SFR, Bouygues Telecom and Free are the main ones). You can find them cheaply in telephone stores or directly from the operators' websites when you order a mobile phone.
- To make a call, send a text message or go online, you need to credit your account. You can either use a pre-paid card from your operator or sign up for a monthly subscription. Subscriptions are more practical, and there is a wide and varied choice (starting from a 2-euro subscription from Free to contracts costing over 50 euros with a new smartphone included).
- To sign up for a contract, you need a RIB (See section **Erreur ! Source du renvoi introuvable.** of this guide).

The internet

- The same mobile phone companies also provide internet service for computers.
- In the university, a wifi network and computers (at the university library) are accessible with the login and password you are given when you register at the university.

Practical guide for international exchange students 2019/20

IMPORTANT CONTACTS

Emergency services

"15": the SAMU (medical emergency service)

"18": Fire service (material damage)

"17": Police

"112": European-wide emergency number: for European Union residents travelling in Europe

Calls are taken in the caller's native language.

If you have a problem (for example, illness), dial 15.

The operator will decide whether to send an ambulance or a doctor

If the university has its own emergency number, dial this number if you know it.

Medical-social assistance at the university

Preventive medicine service at the university

Vauban Site, Rue du Docteur Georges Salan, room D105

Tel. / Fax: 04 66 36 45 30

Psychological assistance

Vauban Site, Rue du Docteur Georges Salan, room D107

Walk-in hours Wednesday mornings 8.30 – 11.30 a.m.

Tel. / Fax: 04 66 36 45 06

Social Assistant

Vauban Site, Rue du Docteur Georges Salan, room D107.

Walk-in hours Monday, Tuesday, Thursday, Friday or by appointment.

Tel.: 04 66 64 18 61

Questions about the university and student life

The Student-Life Office (Bureau de la vie étudiante BVE) - The BVE has the support of elected university students.

It is on the Vauban site (Rue du Docteur Georges Salan, Nîmes) in the courtyard near the reception. It is very easy to find.

Contact:

Email: vpe@etudiant.unimes.fr

Tel.: 04.66.36.45.35

Facebook: <https://www.facebook.com/BVEUnimes/?fref=ts>

Practical guide for international exchange students 2019/20

UNIVERSITE DE NÎMES

Questions about your studies

Get in touch with the course department head (contact details are on the Unîmes website on the page for your course).

Questions about the CROUS

- Hélène Faure, CROUS mediator : helene.faure@crous-montpellier.com, Tel : 04.66.64.18.61, Cité Universitaire Matisse, 1 rue Matisse (get in touch beforehand to ask about office hours).

Questions about visa applications

- [Here](#) you will find contact details for the embassies of your country in France.

Questions about university administrative procedures

- Bureau des Relations Internationales (RI) Site Vauban, Rue G. Salan, 30021 Nîmes cedex 1 France [international @ unimes.fr](mailto:international@unimes.fr)

International relations teachers in charge of your course (their contact details are available in the directory on the Unîmes website or in the list of **Erreur ! Source du renvoi introuvable.**

STUDENT ASSOCIATIONS (FACEBOOK LINK IN BLUE) :

Practical guide for international exchange students 2019/20

UNIVERSITE DE NÎMES

- **Sports Association**: for €5 a year, the University of Nîmes sports association provides a range of activities at a large sports complex that is open both to amateurs and to top-level athletes.
- **The Nîmes Law Association** is a non-profit-making organisation working on behalf of students at the University of Nîmes. It helps with the smooth running of the university and in the full respect for student traditions, as well as defending the material and non-material interests of students studying law at the university.
- **The Psychology Association, Les Psycrococ**: The Nîmes Psychology Students Association, known as "Les Psycrococ", is a student association helping to bring dynamism to student life at the University of Nîmes. It was set up mainly to foster cohesion between students by organising evening events. Today, it is divided into several action units: a unit dedicated to organising student activities; a unit defending and representing students in the various university bodies; a unit promoting health issues among University of Nîmes students through a range of actions, and a sustainable development unit. New units are currently being developed, one focusing on learning methods, a second on cultural initiatives and a third on humanitarian activity. The "Les Psycrococ" association is dynamic and continually progressing in its efforts to improve the life of students at the University of Nîmes.
- **The Science Association** at the University of Nîmes is located on the Carmes site. The association's aim is to maintain cohesion in scientific subjects as well as to preserve the family atmosphere at the site. The Science Association, like all the associations at the University of Nîmes, has a role in bringing dynamism to student life through involvement in a variety of different events. These range from student evening events, sale of cakes, clothes and molecular models, via our involvement in the Science Festival and in the University Open Day. For more information, please contact the Science Association by e-mail: asso.sciences@unimes.fr
- **The AES Association** in Nîmes was founded on 15 October 2015 by second-year bachelor's degree students in economic and social administration (AES). Its aim was to represent AES students at the University of Nîmes for the first time. The association is now part of the rich associative life at the University of Nîmes. The association helps boost cohesion between students and promotes the development of AES courses at the university. It organises extracurricular activities and helps students all through their university courses.

Others Associations : design association, AHU History association, ALMA Literature association, Public Law Master's Students Association: Nemausus, Psychology Master's

Practical guide for international exchange students 2019/20

UNIVERSITE DE NÎMES

Students Association: AMAPSY, 2nd Year Master's Degree Law Association (ECLA), Cercle de Réflexion des Etudiants Nimois (CREN), the Association of PhD students and researchers at the University of Nîmes, la Liste Associative : LA: Non-profit-making organisation bringing together several different associations at the university.

Activities on offer :

➤ Entertainment:

Our association aims to bring dynamism to the city of Nîmes and to boost cohesion between students by organising evening events, activities and travel, including a week-long trip to IBIZA in July 2016.

➤ Support:

The association is proactive in helping students find work and in sharing good ideas through regular publications of "job studies" on our website and our Facebook page. The association produces online courses helping students to improve note-taking and make their time at university a success. We have also helped to set up tutorials providing support for students in difficulty.

➤ A commitment to the "Secours Populaire" charity

We are fully aware of the necessity of helping students in need and of the importance of the social action of the Secours Populaire charity. We are committed to donating two hundred euros from our profits.

Practical guide for international exchange students 2019/20

UNIVERSITE DE NÎMES

1. AVE Unîmes : Unîmes Student-Life Association ➤ charles.lezin@etudiant.unimes.fr ➤ jeoffrey.tagliamonte@etudiant.unimes.fr ➤ melina.flaux@etudiant.unimes.fr
2. AHU : Unîmes History Association ➤ asso.ahu@gmail.com ➤ anthony.puech@etudiant.unimes.fr
3. AMAPSY : Master's Students' Psychology TCCE Association in Nîmes ➤ pierluigi.graziani@unimes.fr
4. Les Psycrococs : Psychology Students Association ➤ psycrococs@gmail.com ➤ louise2dacosta@gmail.com
5. CREN : Cercle de Réflexion des Etudiants Nîmois (debate and ideas association) ➤ cren.nimes@gmail.com ➤ hanan.mohammad@etudiant.unimes.fr
6. Nîmes Law Association (A.A.E.D.N.) : Association of Nîmes Law Students ➤ asso.droit.nimes@gmail.com ➤ jimmy.penati@etudiant.unimes.fr
7. AES Association ➤ assoaes.nimes@gmail.com ➤ elodiejeanjean@gmail.com ➤ elodie.jeanjean@etudiant.unimes.fr
8. NEMAUS A2JP Association of Public Law Master's Students ➤ sacha.curtet@etudiant.unimes.fr
9. AD Unîmes : Unîmes Design Association

Practical guide for international exchange students 2019/20

UNIVERSITE DE NÎMES

<ul style="list-style-type: none">➤ aartunimes@gmail.com➤ louvecrimet@gmail.com➤ reboissel@orange.fr
10. Nîmes Sciences association <ul style="list-style-type: none">➤ association.sciences@gmail.com➤ toatini.gendrongasnier@etudiant.unimes.fr➤ gasniertoatini@orange.fr
11. Unîmes Sports Association <ul style="list-style-type: none">➤ assosportive@liste.unimes.fr
12. A.N.C.R.E. : Association Nîmoise Conviviale des Rôlistes Etudiants <ul style="list-style-type: none">➤ maxime.perret@etudiant.unimes.fr
13. Student Gazette <ul style="list-style-type: none">➤ manness.manon@gmail.com➤ manon.mannessiez@etudiant.unimes.fr

Practical guide for international exchange students 2019/20

UNIVERSITE DE NÎMES

OTHER USEFUL RESOURCES :

<p><u>Practical Guide for International Students</u></p>	
<p><u>"Choosing France" guide</u></p>	
<p><u>The National and Higher Education Ministry website</u></p>	
<p><u>The L'Etudiant website</u></p>	<p>l'Etudiant en un clic !</p>



Practical guide for international exchange students 2019/20

UNIVERSITE DE NÎMES

Contact:

**International Mobility Office
International Relations Service
University of Nîmes
Vauban Site – D111**

**Rue du Docteur Georges Salan - CS13019
30021 Nîmes Cedex
France**

Tel: (33) 466.36.45.83

Fax: (33) 466.36.45.87

Email: international@unimes.fr



This guide is based on information supplied by overseas students who have come to Nîmes over the past few years. During your own stay, if you come across new information that seems useful, please help us to complete the tips provided to new students by contacting the international relations office by e-mail at international@unimes.fr.