

**Facts and Figures**  
*January 2014*

**Document for internal use only**

*Facts may be used for external publication*

# Contents

Sheffield Hallam University.....	2
Vision .....	2
History.....	2
Faculties & Directorates .....	3
Ranking .....	3
Admissions & Enrolments.....	4
Widening Participation .....	4
Student Profile (New Students) .....	5
Student Profile (All Students) .....	6
Academic Portfolio .....	7
Academic Portfolio (continued).....	8
Student Retention, Attainment & Progression.....	8
Work-Based Learning.....	9
Employability .....	10
Partnership .....	11
Student Support.....	12
Learning & Information Services .....	12
Student Satisfaction.....	13
Research & Knowledge Transfer.....	14
Research & Knowledge Transfer (continued).....	15
Finance.....	15
Staff Profile .....	16
Staff Profile (continued).....	17
Staff Equality & Diversity .....	17
Staff Satisfaction .....	17
Estates.....	18
Environmental Sustainability .....	18
Student Accommodation .....	18
Sports .....	19
Alumni.....	19
Honorary Awards.....	19

If you have any comments, queries or corrections please contact [Rhodri Rowlands](#) in Strategic Planning & Intelligence.

# Sheffield Hallam University

As of 2012/13, Sheffield Hallam is one of the largest university in the UK, with 34,718 students (27,039 undergraduates and 7,679 postgraduates), 4,421 staff (including 2,101 academic staff), and a turnover of £247.3m.

# Sheffield Hallam University

## Vision

### OUR MISSION

Sheffield Hallam is an innovative and responsive university committed to the belief that high quality inspirational teaching and applied research can transform individuals, organisations and communities.

### OUR VISION FOR 2015

- By 2015 we will be an established top 50 university known for the quality of our teaching and learning and with a particular commitment to education for employment.
- Our research strength will be concentrated in specific subject areas, but will be world class and designed to promote solutions that have a positive impact on the quality of life, solutions to questions of public policy, and contribute to the knowledge economy.
- We will be known for the quality and range of our partnerships with the professions, business, industry and government.

## History

Collegiate Crescent	City
1836 - Sheffield Collegiate School opened	1843 - Sheffield School of Design founded
1905 - Became City of Sheffield Training College	1950 - Sheffield College of Technology founded
1966 - Renamed Sheffield City College of Education	1967 - Owen Building constructed
▼	
Sheffield Polytechnic	
1969 - Sheffield Polytechnic formed by merging Sheffield College of Technology with Sheffield College of Art and Design	
1976 - Renamed Sheffield City Polytechnic and absorbed Sheffield City College of Education	
▼	
Sheffield Hallam University	
1992 - Sheffield City Polytechnic became Sheffield Hallam University	
2007 - Absorbed teaching of nursing and midwifery from the University of Sheffield	

# Faculties & Directorates

The University has four teaching faculties - including 18 academic departments - based across two campuses (City and Collegiate). The University has eight central directorates.

## FACULTIES & DEPARTMENTS

Faculty of Arts, Computing, Engineering and Sciences (ACES)
Department of Art and Design
Department of Computing
Department of Engineering and Mathematics
Department of Media Arts and Communication
Faculty of Health and Wellbeing (HW)
Department of Allied Health Professions
Department of Bioscience
Department of Nursing and Midwifery
Department of Social Work, Social Care and Community Studies
Department of Sport

Faculty of Development and Society (DS)
Department of Natural and Built Environment
Department of Education, Childhood and Inclusion
Department of Humanities
Department of Law and Criminology
Department of Psychology, Sociology and Politics
Department of Teacher Education
Sheffield Business School (SBS)
Department of Finance, Accounting and Business Systems
Department of Management
Department of Service Sector Management

## DIRECTORATES

Corporate Affairs
Facilities Directorate
Finance
Human Resources

International Development
Research and Innovation Office
Secretary and Registrar's Directorate
Student and Learning Services

# Ranking

The University is committed to becoming an established top 50 university in the UK by 2015.

## VISION INDICATORS

- Institutional position in the Guardian league table - Top 50 position by 2015
- Institutional position in the Times league table - Top 50 position by 2015
- Quality ranking in the RAE/REF<sup>1</sup> - Top 50 position by 2015

## UNIVERSITY LEAGUE TABLES

The Guardian League Table	
Year	Rank/HEIs <sup>2</sup>
2014 (2012/3)	72/119
2013 (2011/2)	83/120
2012 (2010/1)	65/119
2011 (2009/0)	71/118
2010 (2008/9)	67/117
2009 (2007/8)	78/117

The Times League Table	
Year	Rank/HEIs
2014 (2012/3)	77/121
2013 (2011/2)	73/117
2012 (2010/1)	71/116
2011 (2009/0)	72/113
2010 (2008/9)	69
2009 (2007/8)	76

Research Fortnight (RAE)	
Year	Rank/HEIs
2008	66/153

<sup>1</sup> Research Assessment Exercise/Research Excellence Framework

<sup>2</sup> HEI = Higher Education Institution

# Admissions & Enrolments

The full-time undergraduate home fee for 2013/14 is £9,000.

In 2011/12 (applications for 2012/13 entry) the University:

- received 41,774 UCAS<sup>3</sup> applications including 39,504 from the UK<sup>4</sup>
- had 4.1% market share of UCAS applications, the 5<sup>th</sup> most popular university in the UK<sup>6</sup>
- had an overall UCAS applications-to-acceptances ratio of 6.6<sup>7</sup>
- received 10,174 full-time postgraduate taught (PGT) applications (including PGCE and PCET)
- was the 8<sup>th</sup> most popular university for PGT applications
- saw a fall in applications from India but an increase in applications from China

The Department of International Development won the Gold Award for Best Student Recruitment Campaign (International) at the Heist Awards for Education Marketing 2012.

In 2011/12 the University:

- had 1.5% market share of enrolments with 37,066 students, the 3rd highest number in the UK
- saw a 3.9% fall in new enrolments, in line with the sector
- saw a 7.5% fall in new overseas enrolments, compared to a 1.8% fall in the sector

UCAS Tariff is a system for allocating points to qualifications used for entry to Higher Education. In 2012/13 the University's average tariff score for new young full-time first degree students with A Levels was 311.

## Widening Participation

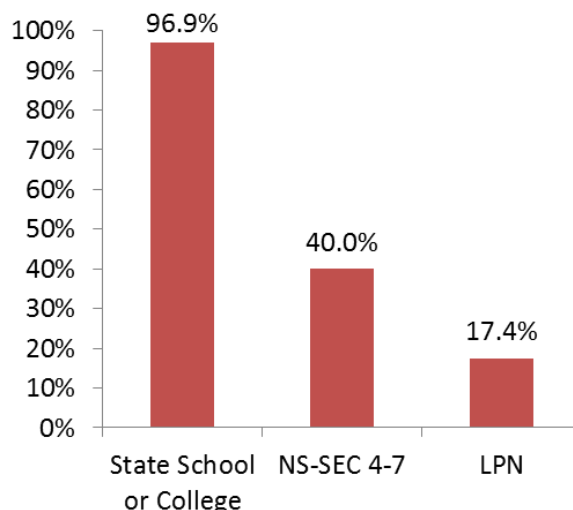
The University recruits a large proportion of students from South Yorkshire, which has one of the lowest rates of participation in HE in the UK. In 2012/13, of all the University's new young full-time undergraduate UK students:

- 96.9% were from state schools or colleges
- 40.0% were from NS-SEC social classes 4-7<sup>8</sup>
- 17.4% were from low participation neighbourhoods<sup>9</sup>

Of all undergraduate UK students in 2011/12:

- 6.7% of full-time students were in receipt of DSA<sup>10</sup>
- 4.2% of part-time students were in receipt of DSA

**NEW FT UK  
UNDERGRADUATES 2012/13**



<sup>3</sup> Universities and Colleges Admission Service

<sup>4</sup> As of close of standard UCAS process on 30<sup>th</sup> June 2011

<sup>5</sup> UCAS applications include full-time undergraduate degrees, HNDs and Foundation courses; UCAS applications exclude PGCEs (GTRR applications), some nursing/midwifery courses (NMAS applications) and direct applications (including postgraduate)

<sup>6</sup> Excluding candidates who applied solely through clearing

<sup>7</sup> Number of applications compared to the number accepting an offer from the University

<sup>8</sup> The National Statistics Socio-economic Classification assigns family occupation classes. NS-SEC 4-7 includes small employers and self-employed (4), lower supervisory and technical occupations (5), semi-routine (6) and routine (7) occupations.

<sup>9</sup> The 20% of 2001 Census Area Statistics wards assigned quintile 1 (lowest HE participation rate) by POLAR3 classification.

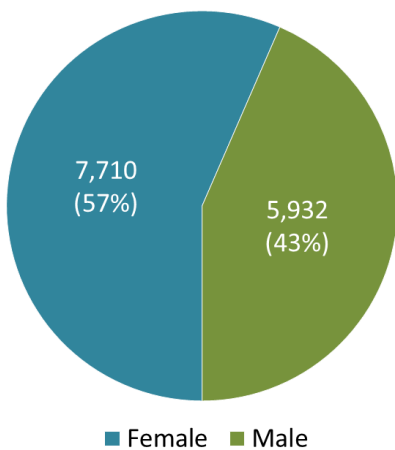
<sup>10</sup> Disabled Students' Allowance

# Student Profile (New Students)

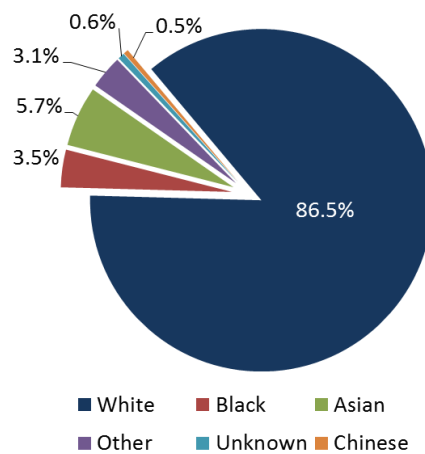
In 2012/13, Sheffield Hallam had 13,642 new<sup>11</sup> students.

- 7,710 (57%) were female and 5,932 (43%) were male
- 1,019 (7%) declared a disability
- 8,117 (60%) were young and 5,524 (40%) were mature<sup>12</sup>
- 9,759 (72%) were undergraduates and 3,883 (28%) were postgraduates
- 8,832 (65%) were full-time and 4,810 (35%) were part-time
- 6,307 (46%) were full-time undergraduate first degree students
- 6,388 (65%) of undergraduates were young and 3,371 (35%) were mature
- 5,737 (84%) of full-time undergraduates were young and 1,114 (16%) were mature
- 651 (22%) of part-time undergraduates were young and 2,257 (78%) were mature
- 1,729 (45%) of postgraduates were young and 2,153 (55%) were mature
- 10,711 (79%) were home fee students and 2,931 (21%) were overseas fee students<sup>13</sup>
- 86.5% of home students were White, 5.7% were Asian, 3.5% were Black and 0.5% were Chinese
- 10,419 (97%) of home students were from the UK and 241 (2%) were from the EU
- 5,915 (57%) of home UK students were full-time first degree students
- 5,215 (50%) of home UK students were from Yorkshire & Humber
- 5,200 (50%) of home UK students were from within 25 miles of Sheffield Hallam University
- 1,338 (46%) of overseas fee students were from Malaysia, 855 (29%) from China and 140 (5%) from India

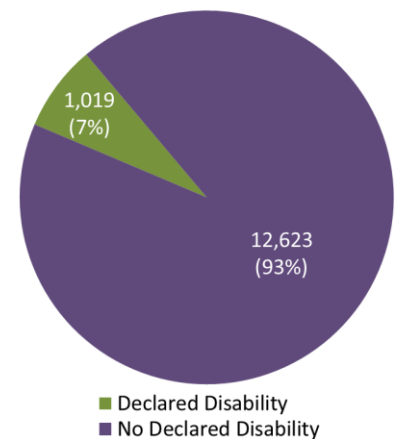
**GENDER**



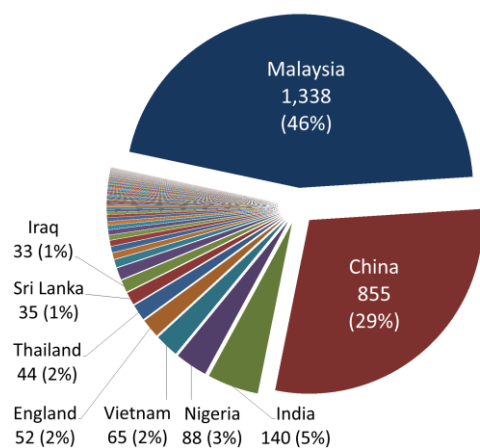
**ETHNICITY (HOME FEE)**



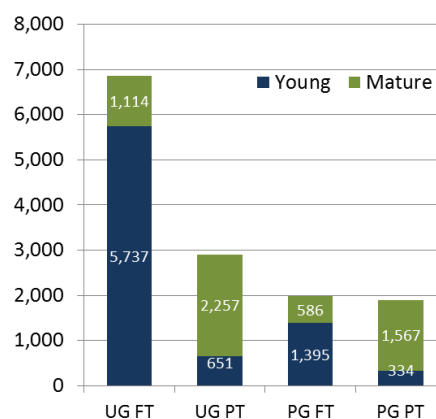
**DISABILITY**



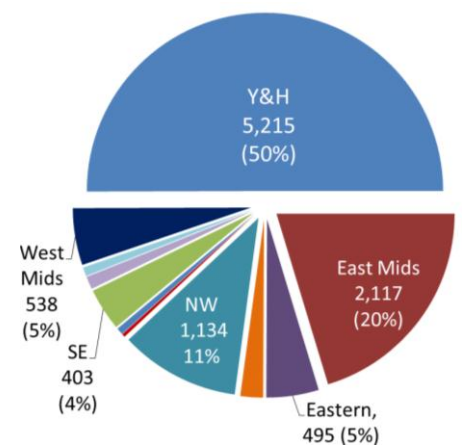
**DOMICILE (OVERSEAS FEE)**



**UG/PG FT/PT YOUNG/MATURE**



**REGIONS (UK HOME FEE)**



<sup>11</sup> New = student in year 1 of course

<sup>12</sup> Young = undergraduate 21 or under or postgraduate 25 or under (age on entry)

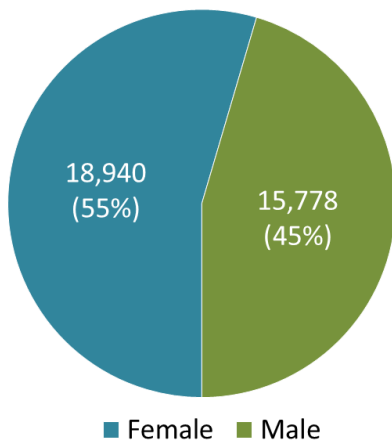
<sup>13</sup> Home = UK/EU eligible for home fees

# Student Profile (All Students)

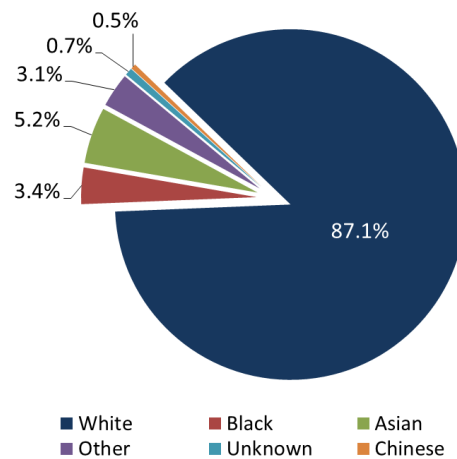
In 2012/13, Sheffield Hallam had 34,718 students.

- 18,940 (55%) were female and 15,778 (45%) were male
- 3,599 (10%) said that they had a disability
- 23,088 (67%) were young and 11,628 (33%) were mature<sup>14</sup>
- 27,039 (78%) were undergraduates and 7,679 (22%) were postgraduates
- 24,472 (70%) were full-time and 10,246 (30%) were part-time
- 20,205 (58%) were full-time undergraduate first degree students
- 20,296 (75%) of undergraduates were young and 6,742 (25%) were mature
- 18,769 (86%) of full-time undergraduates were young and 3,098 (14%) were mature
- 1,527 (30%) of part-time undergraduates were young and 3,644 (70%) were mature
- 2,792 (36%) of postgraduates were young and 4,886 (64%) were mature
- 30,375 (87%) were home fee students and 4,343 (13%) were overseas fee students<sup>15</sup>
- 87.1% of home students were White, 5.2% were Asian, 3.4% were Black and 0.5% were Chinese
- 29,703 (98%) of home students were from the UK and 483 (2%) were from the EU
- 19,313 (64%) of home UK students were full-time first degree students
- 13,821 (47%) of home UK students were from Yorkshire & Humber
- 1,533 (35%) of overseas fee students were from China, 1,369 (32%) from Malaysia and 316 (7%) from India

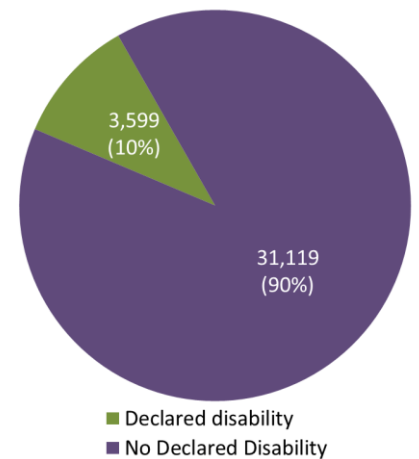
**GENDER**



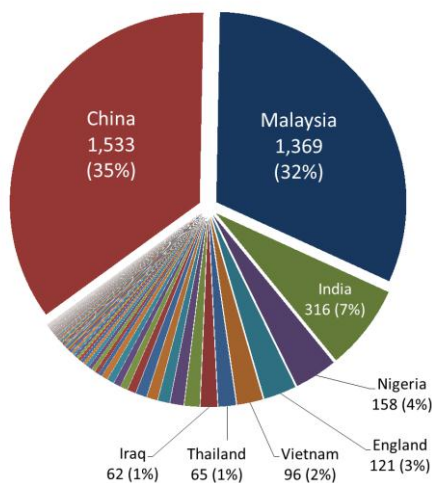
**ETHNICITY (HOME FEE)**



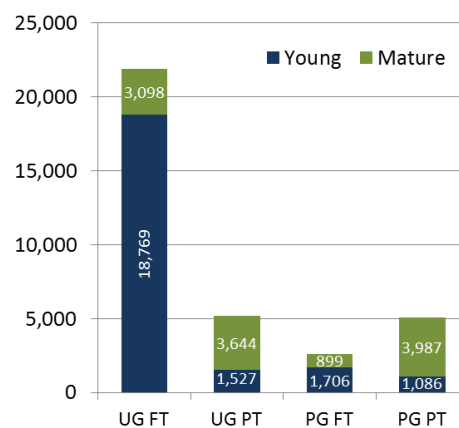
**DISABILITY**



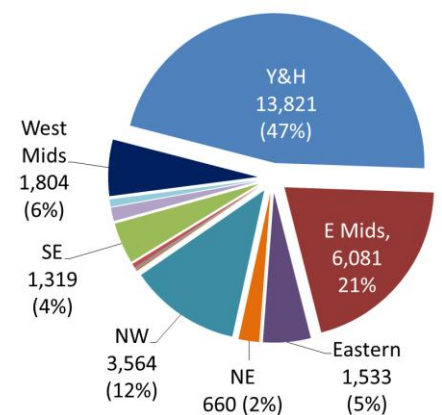
**DOMICILE (OVERSEAS FEE)**



**UG/PG FT/PT YOUNG/MATURE**



**REGIONS (UK HOME FEE)**

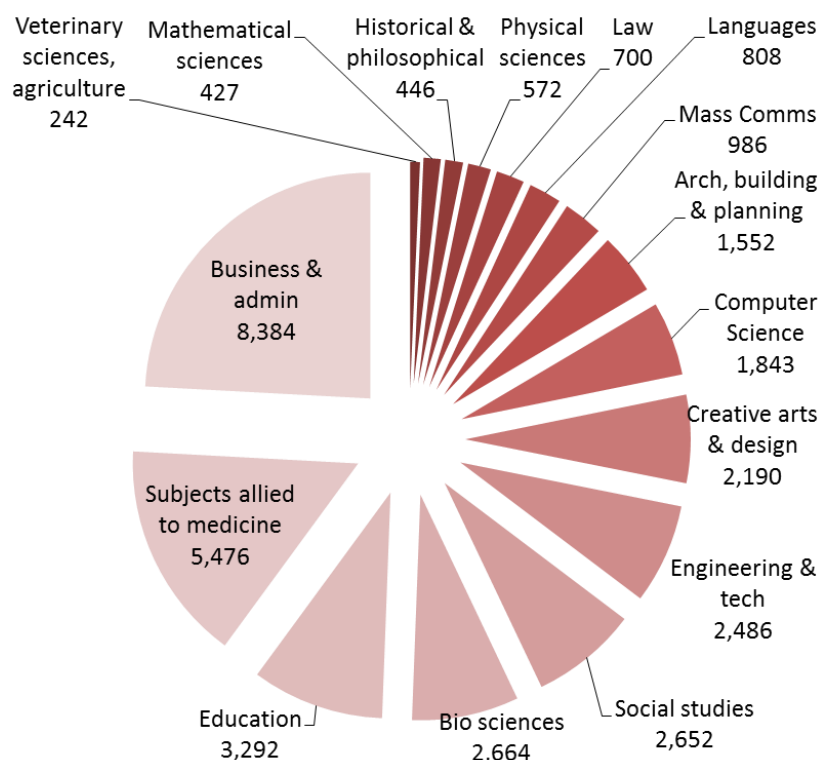


<sup>14</sup> Young = undergraduate under 21 or postgraduate under 25 (age on entry)

<sup>15</sup> Home = UK/EU eligible for home fees

# Academic Portfolio

## MOST POPULAR SUBJECT AREAS 2012/13 (BY NUMBER OF STUDENTS)<sup>16</sup>



Sheffield Hallam is one of the UK's largest providers of health and social care courses, teacher training, and sport and physical activity courses. It is also one of the UK's oldest established art and design institutions.

In 2012/13, the most popular subject areas (by number of students) were:

- Business and administrative studies (8,384)
- Subjects allied to medicine (5,476)
- Education (3,292)
- Biological sciences (2,664)
- Social studies (2,652)
- Engineering and technology (2,486)
- Creative arts and design (2,190)
- Computer science (1,843)
- Architecture, building and planning (1,552)
- Mass Communication and documentation (986)
- Languages (808)
- Law (700)
- Physical sciences (572)
- Historical and philosophical studies (446)
- Mathematical sciences (427)
- Veterinary sciences, agriculture, related subjects (242)

In 2012/13 Sheffield Hallam University students were enrolled on 715<sup>17</sup> courses. Of these courses:

- 555 had new students enrolled on them
- 381 (53%) were full-time, 194 (27%) were part-time and 140 (20%) were both full-time and part-time
- 414 were undergraduate (UG) courses and 301 were postgraduate taught (PGT) or research (PGR) courses

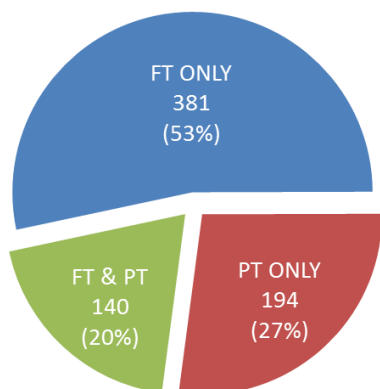
<sup>16</sup> Based on and includes all levels, modes and years of study

<sup>17</sup> Based on number of unique 10-digit course codes (not including unprogrammed units/modules) in HESA 2012/13 Student Return

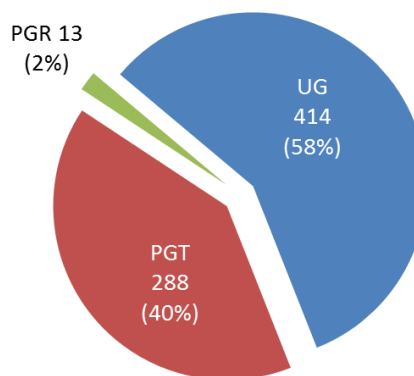


# Academic Portfolio (continued)

**COURSES BY MODE**



**COURSES BY LEVEL**



## Student Retention, Attainment & Progression

### RETENTION

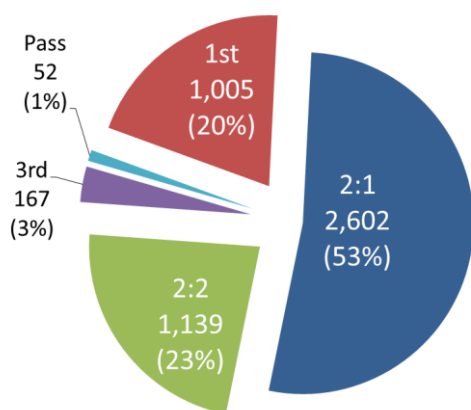
93.2% of students who were Year 1 full-time undergraduates in 2010/11 either continued with their study in 2011/12 or qualified in 2010/11.

### ATTAINMENT

In 2012/13 there were 12,110 qualifying students. Of these:

- 874 gained a HND/DipHE and 358 gained a Foundation Degree
- 7,217 gained a First Degree and 640 gained another undergraduate qualification
- 1,705 gained a Higher Degree, 440 gained a PGCE, and 813 gained another postgraduate qualification
- 63 gained a Doctorate

**HOME FULL-TIME FIRST DEGREE QUALIFIERS BY CLASS 2012/13**



In 2012/13, the overall good honours rate was 66%.

In 2012/13, 3,607 (73%) of 4,965 qualifying full-time home<sup>18</sup> fee first degree students achieved a good honours (1<sup>st</sup> or Upper 2<sup>nd</sup> class) degree.

Of the 4,965 qualifying full-time home fee first degree students:

- 1,005 (20%) achieved a first
- 2,602 (52%) achieved a 2:1
- 1,139 (23%) achieved a 2:2
- 167 (3%) achieved a third
- 52 (1%) achieved a pass

### PROGRESSION

In 2011/12, 447 home fee students who had previously completed an undergraduate degree at the University returned to study a postgraduate taught course (PGT) or a PGCE.<sup>19</sup> This represented 15% of all new PGT/PGCE students in 2011/12.

<sup>18</sup> Home = UK/EU eligible for home fees

<sup>19</sup> Students who completed within the previous 5 years

# Work-Based Learning

## PLACEMENTS

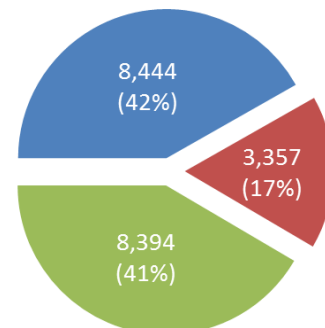
Some undergraduate courses offer traditional sandwich-year work placements or integrated practice placements. Integrated practice placements are typically connected to teaching or nursing.

From 2009/10 to 2011/12, 236 active<sup>20</sup> courses included a placement opportunity: 195 offered a traditional sandwich placement and 41 included integrated practice.

In 2011/12, 20,195 (54%) of students were studying a full-time (FT) undergraduate first degree (FD). Of these:

- 8,444 (42%) of FT FD students were on courses offering traditional sandwich placements
- 3,357 (17%) of FT FD students were on courses with integrated practice

**FULL-TIME FIRST DEGREE  
PLACEMENT OPTIONS 2011/12**



■ Sandwich ■ Integrated Practice ■ None

## TRADITIONAL SANDWICH PLACEMENTS

In 2011/12, of 5,689 full-time first degree Year 3 enrolments, 931 (16%) students were on a traditional sandwich placement.<sup>21</sup> This ranks the University 7th against other HEIs.

In 2011/12, 2,728 students were eligible for a traditional sandwich placement year.<sup>22</sup> Of these:

- 2,558 (94%) sought a traditional sandwich placement and 170 (6%) did not
- 38% of the students who sought a traditional sandwich placement were placed and 62% were not

Around half (51%) of 2012 Summer Wave Student Barometer survey respondents found their sandwich placement through the faculty placement team. 98% of students were satisfied with their placement.

## DESTINATION OF LEAVERS

3,506 respondents to the 2011/12 Destination of Leavers from Higher Education (DLHE) survey<sup>23</sup> were full-time home/EU domiciled students who achieved a first degree qualification. Of those respondents:

- 16% went on a traditional sandwich placement while at Sheffield Hallam
- 71% of all respondents who went on a traditional sandwich placement secured a professional/managerial job
- 39% of all respondents who did not go on a traditional sandwich placement secured a professional/managerial job

## VENTURE MATRIX

The Venture Matrix scheme:

- gives students the chance to do real-life work-related projects (accredited as part of their degree)
- won the National Enterprise Educator Award 2010
- is embedded in over 70 modules and engages with over 3,500 students

<sup>20</sup> Active courses are courses with enrolments on any year of the course

<sup>21</sup> Based on HESA 2011/12 Student Return data

<sup>22</sup> Based on internal data

<sup>23</sup> DLHE survey asks leavers who graduated in the previous academic year about their circumstances 6 months after graduation

# Employability

Sheffield Hallam focuses on employability. The Matrix-accredited<sup>24</sup> Careers and Employment Service offers individual advice, careers-related events, skills sessions and a career mentoring scheme.

## STUDENT ENTERPRISE

Sheffield Hallam is a member of Enterprise Educators UK and a founding sponsor of the National Enterprise Educator Awards (NEEA). The University supports students and recent graduates who start their own business with:

- generous business start-up grants and funding
- one-to-one specialist advice, business workshops and networking events
- The Hatchery business incubator, which includes free 24/7 office facilities
- Enterprise Challenge, an annual business start-up competition with a top prize of £5,000

In the Research and Innovation Office, in 2012/13:

- business advisors attended 670 individual advisory sessions
- 1,000 hours of 1:1 support was provided
- 46 student and graduate entrepreneurs used the Hatchery, the University's free office space
- student demand for business planning and support increased 19% from 2011/12
- students and graduates set up 19 companies
- 16 workshops were facilitated with academics to embed enterprise skills in the curriculum

## GRADUATE EMPLOYMENT

Alongside the University's Education for Employment strategy, additional support for graduates includes:

- Gradplus+ and Graduates Yorkshire graduate internships
- Springboard graduate development programme
- Students Transitioning into Employment Programme (STEP) for final year undergraduates

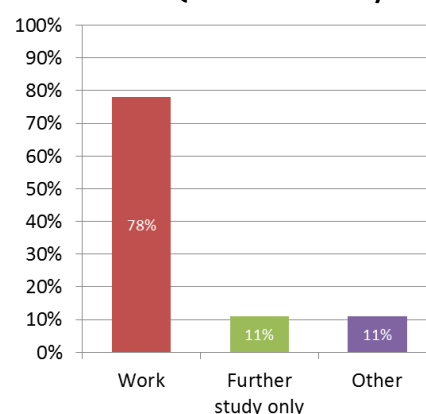
The Complete University Guide ranked Sheffield Hallam as joint 8<sup>th</sup> top graduate employer and 1<sup>st</sup> educational institution graduate employer in Yorkshire & Humber, based on HESA 2010/11 data.

## DESTINATION OF LEAVERS

3,506 respondents to the 2011/12 Destination of Leavers from Higher Education (DLHE) survey<sup>25</sup> were full-time home/EU domiciled students who achieved a first degree qualification. Of those respondents:

- 89% were in work or further study, including 11% in further study only<sup>26</sup>
- 59% of employed respondents were in professional/managerial jobs<sup>27</sup>
- 63% of employed respondents who declared a salary were earning £15,000 or more
- 83% of employed respondents in professional/managerial jobs who declared a salary were earning £15,000 or more
- 28% of employed respondents entered health or education sectors

## DESTINATION OF FULL-TIME FIRST DEGREE QUALIFIERS 2011/12



<sup>24</sup> <http://matrixstandard.com/>

<sup>25</sup> DLHE survey asks leavers who graduated in the previous academic year about their circumstances 6 months after graduation

<sup>26</sup> The method of calculating the percentage in work or further study has changed to reflect HEFCE PIs; applying this method to 2010/11 DLHE results, 90% of 2010/11 DLHE respondents were in work or further study

<sup>27</sup> Standard Occupational Classification 1-3

# Partnership

## SCHOOLS AND COLLEGES

Sheffield Hallam University established the Associate School and College Partnership (ASCP) in 2005, to support students from local schools and colleges considering higher education, and to widen participation. Students from ASCP schools or colleges may be eligible for the Sheffield Hallam Partnership Bursary. In 2012/13:

- Sheffield Hallam University had over 100 partner schools and colleges
- 11,499 Year 9-13 pupils took part in 96 Uni4U visits held at the University or their own school/college
- the Uni4U team attended 67 Uni4U Conventions, making contact with 26,675 students

## BUSINESS AND INDUSTRY

Sheffield Hallam works with many organisations in business and industry to:

- offer undergraduate sandwich year work placements
- offer integrated practice placements
- offer graduate internships and graduate vacancies
- develop undergraduate courses that target specific employment sectors

The University partners with academic research institutes, industry, small and medium-sized enterprises (SMEs), public, voluntary and community sectors on British, European and international research projects.

## INTERNATIONAL

The University has partnerships with many organisations in many countries.

- The University has a range of progression arrangements which allow entry into levels 4, 5, 6 or 7, subject to a curriculum mapping exercise between the partner's provision and the University's provision.
- Partners with collaborative arrangements can deliver University courses at other venues (such as UK partner colleges or overseas HEIs). These are taught by partners under franchise or licence, collaboratively with University academics, or by visiting University academic staff.

Sheffield Hallam has developed provision with the Northern Consortium (NCUK), which delivers courses around the world to help international students prepare for HE study in the UK.

# Student Support

The University provides many support services to students, including:

- A Matrix-accredited<sup>28</sup> Student Services Centre on both campuses
- A dedicated Student Services Team in each faculty
- Student Financial Support including scholarships and bursaries
- Matrix-accredited international student support including free University English Scheme
- Student Wellbeing Service including Multifaith Chaplaincy
- Matrix-accredited disabled student support centre including Autism Centre
- Care leavers support holding Buttle UK Quality Mark, including Compact scheme
- Matrix-accredited Careers and Employment Service
- Graduate support including Gradplus+, Graduates Yorkshire internships, Springboard programme
- Accommodation Services, OFSTED-registered nursery and Distance Learner Support Service (DLSS)

The University offers a range of bursaries and scholarships, including:

- Transform Together Scholarship
- Faculty of Arts, Computing, Engineering and Sciences subject scholarships
- EF Education, Kaplan and Study Group Scholarship
- Commonwealth Shared Scholarship Scheme (CSSS) (formerly DFID)
- British Chevening Scholarship Scheme
- Hallam Special Achievement Scholarship
- International Access Scheme Bursary
- National Scholarship Programme

## Learning & Information Services

Learning & Information Services (LIS) have a learning centre at each campus:

- Adsetts Learning Centre at City Campus
- Collegiate Learning Centre at Collegiate Campus
- Information Works (open access study area) at City Campus

In 2012/13:

- LIS received 1.655 million visits to learning centres
- LIS provided 1.44 million book loans
- LIS received 146,000 helpdesk enquiries
- LIS received 4,400,204 request for e-journals

Resources include:

- 541,381 books
- 159,304 ebooks
- 35,781 video/audio

Facilities include:

- Learning centres at both campuses open 24/7/365
- Learning spaces configured for purposes such as group meetings, quiet, and silent individual study
- 2,448 study spaces translating to 255,235 study space hours per week
- Over 1,000 open access computer workstations
- SHUspace, the University's online learning environment, including the Library Gateway
- SHUgo, a free library smartphone app

---

<sup>28</sup> <http://matrixstandard.com/>

# Student Satisfaction

## STUDENT BAROMETER

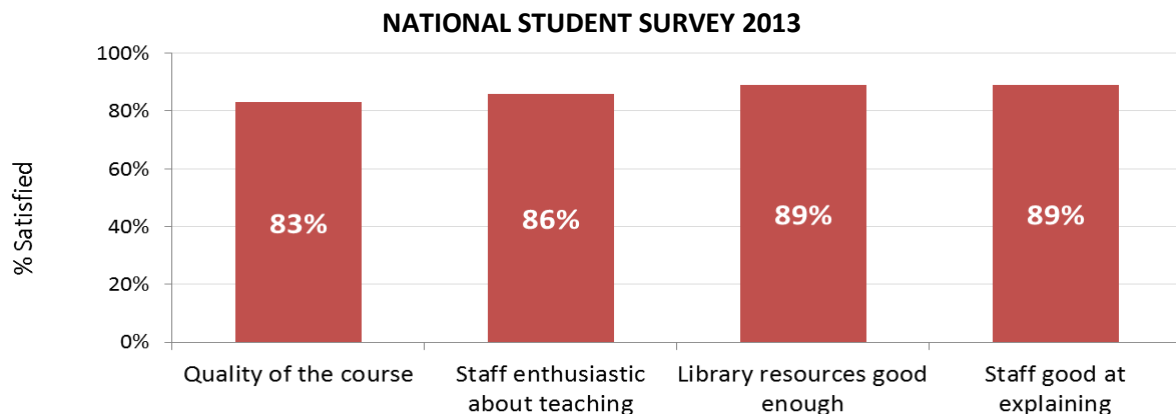
7,719 students (both UK and international) responded to the 2012 Autumn Wave survey. Notable results included:

- 91.8% of students were satisfied with their overall experience
- 89.2% of students were satisfied with their overall learning experience
- 92.9% of students were satisfied with their overall living experience (ranked 3rd out of 28 universities)
- 93.3% of students were satisfied with overall support provision (ranked 2nd out of 28 universities)
- 97% of placement students were satisfied with their placement
- The University was ranked 1st in the benchmark group of 28 UK universities for managing research (PGR only), employability, marking criteria, careers advice, opportunities to teach (PGR only), transport links to other places, financial support, earning money and international student support.

## NATIONAL STUDENT SURVEY (NSS)

73% of eligible students responded to the National Student Survey 2013. Results included:

- 83% agreed that overall they were satisfied with the quality of their course
- 86% agreed that staff are enthusiastic about what they are teaching
- 89% agreed that library resources and services are good enough for their needs
- 89% agreed that staff are good at explaining things



## POSTGRADUATE TAUGHT EXPERIENCE SURVEY (PTES)

2,535 (48%) students responded to the Postgraduate Taught Experience Survey 2013. Results included:

- 81% agreed that overall they were satisfied with the quality of their course
- 82% agreed that staff are enthusiastic about what they are teaching
- 84% agreed that the library resources and services are good enough for their needs
- 79% agreed that staff are good at explaining things
- 81% agreed that their programme has developed their research skills

## POSTGRADUATE RESEARCH EXPERIENCE SURVEY (PRES)

327 (61%) students responded to the Postgraduate Research Experience Survey (PRES) 2013. Results included:

- 90% agreed that overall they were satisfied with the experience of their research degree programme
- 76% agreed that their department provides a good seminar programme
- 92% agreed that there is adequate provision of library facilities
- 93% agreed that their supervisor(s) have the skills and subject knowledge to support their research

# Research & Knowledge Transfer

- The University gained the European Commission HR Excellence in Research Award in January 2013.
- In May 2013 the University was awarded £6.9m from the HEFCE Catalyst Fund to create the National Centre of Excellence for Food Engineering - the Centre will be fully operational by 2017.

## RESEARCH INSTITUTES & CENTRES

<b>Art and Design</b>	Cultural Communication and Computing Research Institute <ul style="list-style-type: none"> <li>• Art and Design Research Centre</li> </ul>
<b>Business and Law</b>	Sheffield Business School Research Institute Law Research Group
<b>Communication and Computing</b>	Cultural Communication and Computing Research Institute <ul style="list-style-type: none"> <li>• Communication and Computing Research Centre</li> <li>• Centre of Excellence in Terrorism, Resilience, Intelligence and Organised Crime Research</li> </ul>
<b>Education</b>	Centre for Education and Inclusion Research Centre for Science Education Education Research Network
<b>Health</b>	Centre for Health and Social Care Research Biomedical Research Centre Psychology Research Group
<b>Humanities</b>	Humanities Research Centre
<b>Materials Engineering</b>	Mechanical Engineering Research Institute <ul style="list-style-type: none"> <li>• Centre for Automation and Robotics Research</li> <li>• Polymers, Nanocomposites and Modelling Research Centre</li> <li>• Structural Materials and Integrity Research Centre</li> <li>• Thin Films Research Centre</li> </ul>
<b>Policy</b>	Centre for Regional, Economic and Social Research Hallam Centre for Community Justice Sociology, Politics and Policy Research Group
<b>Sport</b>	Centre for Sport and Exercise Science Centre for Sports Engineering Research Sport Industry Research Centre
<b>Consultancy Centres</b>	Design Futures Materials Analysis and Research Services
<b>Cross Disciplinary Clusters</b>	Centre for Voluntary Sector Research Lab 4 Living

## RESEARCH ASSESSMENT EXERCISE

In the most recent Research Assessment Exercise (2008):

- Research Fortnight ranked Sheffield Hallam 66th out of 153 HEIs for quality and volume of research
- Research Fortnight ranked Sheffield Hallam 6th against all post-1992 universities for quality and volume of research
- 68% of research activity was rated at 2\* (international quality) or above
- 8% of research gained the top rating of 4\* (world leading)

# Research & Knowledge Transfer (continued)

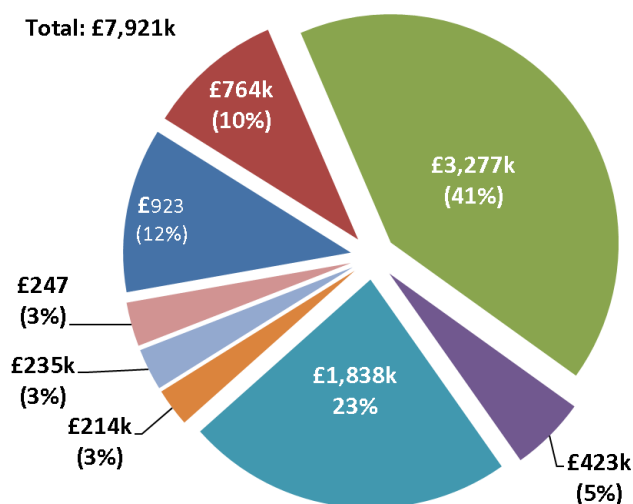
## HE-BCI<sup>29</sup> KNOWLEDGE TRANSFER INCOME 2012/13

Income 2012/13	
Contract research income	£3,485k
Consultancy	£3,101k
Regeneration	£488k
Intellectual Property	£170k
Knowledge Transfer Partnerships	£393k
<b>Total</b>	<b>£7637k</b>

Figures rounded to the nearest £1,000

■ UK Research Councils	■ UK-Based Charities
■ UK Govt Bodies & SHAs	■ UK Ind, Commerce, Public
■ EU Government	■ EU Other Sources
■ Other Overseas Sources	■ Other Sources

## RESEARCH GRANT & CONTRACT INCOME



In 2012/13 the University's total HE-BCI knowledge transfer income was £7,637,000. The total income from research grants and contracts was £7,921,000.<sup>30</sup>

## Finance

In 2012/13 the University had a total income of £247.3 million. The University had an operating surplus for the 16<sup>th</sup> consecutive year (£10.6 million in 2012/13).

### INCOME & EXPENDITURE 2013

Income 2013	
Funding body grants	£61,496k
Tuition fees and education grants	£156,225k
Research grants and contracts	£7,921k
Other income	£19,479k
Endowment and investment income	£2,188k
<b>Total</b>	<b>£247,309k</b>

Expenditure 2013	
Staff costs	£154,543k
Depreciation	£14,043k
Other operating expenses	£66,162k
Interest and other finance costs	£1,924k
<b>Total</b>	<b>£236,672k</b>

Figures rounded to the nearest £1,000

<sup>29</sup> Higher Education - Business and Community Interaction Survey

<sup>30</sup> There is an overlap between figures reported in HE-BCI knowledge transfer income and research grants and contracts income



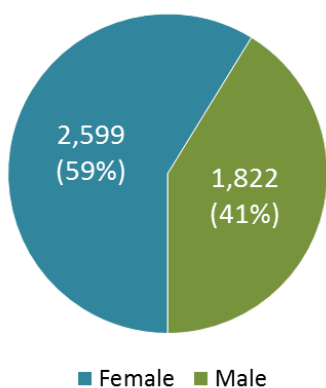
# Staff Profile

Professor the Lord Robert Winston has been Chancellor of Sheffield Hallam University since 2001. Professor Philip Jones has been Vice-Chancellor of the University since 2007.

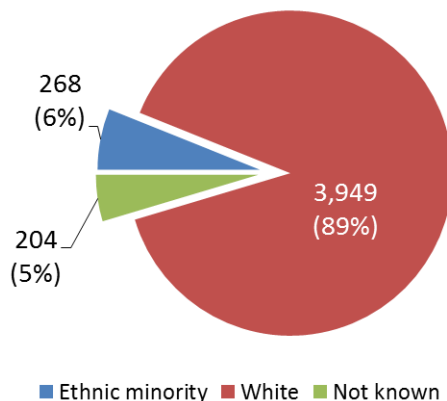
There were 4,421 Sheffield Hallam University staff in 2012/13<sup>31,32</sup>. Of these:

- 2,599 (59%) were female and 1,822 (41%) were male
- 79 (2%) said that they had a disability
- 89% identified themselves as White, 6% as Ethnic Minority, and 5% were not known
- 2,101 (48%) were academic staff, 2,320 (52%) were non-academic staff
- 70 (2%) were over 65 years old
- 2,669 (60%) were full-time and 1,752 (40%) were part-time

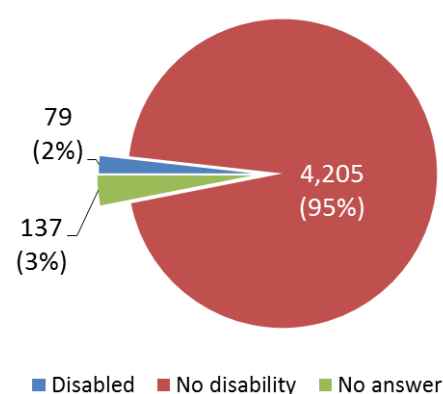
**GENDER**



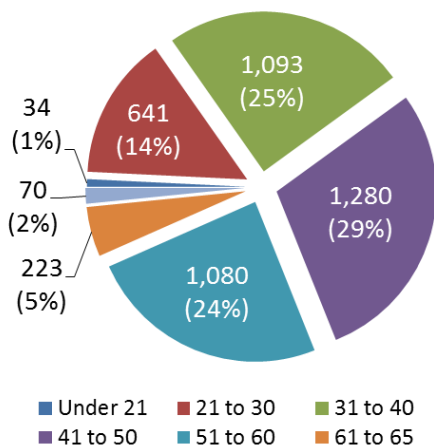
**ETHNICITY**



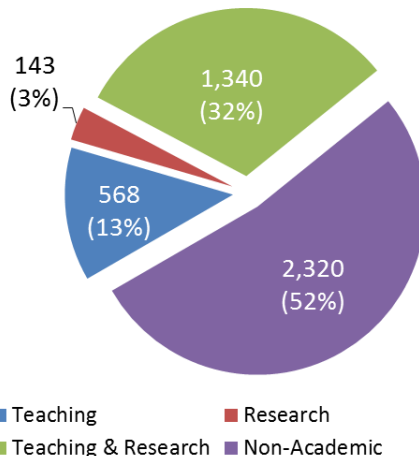
**DISABILITY**



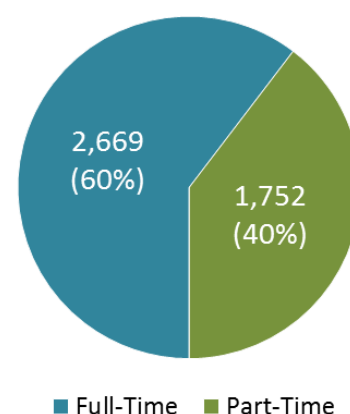
**AGE**



**TEACHING/RESEARCH**



**FULL-TIME/PART-TIME**



## STAFF CONTRACTS

Staff may have more than one contract. Of 6,224 staff contracts (excluding atypical<sup>33</sup>) in 2012/13, 5,482 (88%) were permanent/open-ended and 742 (12%) were fixed-term.

## ACADEMIC STAFF

In 2012/13, of 2,101 academic staff: 1,390 (66%) were teaching and research, 568 (27%) were teaching only, 143 (7%) were research only. 60% of academic staff had an academic teaching qualification.

<sup>31</sup> Full-person equivalent

<sup>32</sup> Source: HESA Staff Return as at 1<sup>st</sup> December 2012

<sup>33</sup> Atypical contracts are not permanent, involve complex employment relationships and/or work away from the University

# Staff Profile (continued)

## STUDENT-TO-STAFF RATIO

In 2012/13 the student-to-staff ratio (SSR) was 18.9. This means there was 1 member of academic (teaching or teaching and research) staff to every 18.9 full-time equivalent (FTE) students.

## EXECUTIVE GROUP

As at 1<sup>st</sup> December 2013, of the 13 members of the University Executive Group: 23% were female, 100% identified themselves as white, and a small percentage declared they had a disability. 62% were aged between 46 and 55.

## BOARD OF GOVERNORS

The Board of Governors determines the University's mission and oversees its activities. As at 31<sup>st</sup> July 2013:

- 63% of the Board were aged 55-64, 12.5% were aged 18-24, and 0% were aged 25-34 or 35-44
- 13% of the members of the Board of Governors declared a disability
- 81% of the Board identified themselves as White British, and 13% as BME (black and minority ethnic)
- 44% of the Board members who supplied equality data were female

# Staff Equality & Diversity

All staff have completed the University's online diversity training module, in line with the Equality Act 2010.

In January 2012 Sheffield Hallam published its first Equality Information Summary Report. In April 2012 this was followed by an Equality Priorities report aligned to the Refreshed Corporate Plan 2011-2013.

In 2010 the University was awarded the Athena Swan Bronze Award. Also in receipt of awards were the Department of Biosciences (Silver) and Psychology Research Group (Bronze). The Athena SWAN Charter recognises excellence in science, engineering and technology (SET) employment for women in Higher Education.

Sheffield Hallam University is a member of:

- Race for Opportunity (RfO), a campaign for diverse race representation in the workplace
- Stonewall's Diversity Champions programme, a good practice employers' forum on sexual orientation
- DisabledGo, providing detailed information about the accessibility of the University's buildings

# Staff Satisfaction

In 2011 the University conducted its three-yearly Employee Opinion Survey. The response rate was 64%. Results included:

- 72% agreed that they are satisfied with their current job
- 82% agreed that they are proud to work for Sheffield Hallam University
- 83% agreed that overall, they are happy to work for Sheffield Hallam University
- 86% agreed that they play their part to improve the student experience
- 89% agreed that giving great service to students is a high priority
- 36% of staff were engaged, up 6.3 percentage points compared to 2008<sup>34</sup>

<sup>34</sup> The Work Foundation engagement model was used to calculate an overall staff engagement score

## Estates

The University's physical environment includes Grade II listed buildings as well as brand new facilities. In 2011/12 the revenue cost of servicing the estate was £970,000.

In 2012/13, 91% of University buildings were in RICS (Royal Institution of Chartered Surveyors) categories A or B. Around £6.5 million was invested in projects such as refurbishing the University's two learning centres and making safer, more attractive spaces between University buildings.

Over the next 2 years the University is investing £70 million in:

- a £25m development in the Heart of the Campus at Collegiate Crescent
- a £30m flexible and innovative teaching space which will house the Sheffield Institute of Education at City Campus
- a £6.5m investment in new homes for the Materials Engineering Research Institute and Mathematics
- a £4.5m redevelopment of Arundel House which will house two directorates

In recent years the University has completed:

- a £6m investment in international-standard sports pitches at Sheffield Hallam University Sports Park, opened in 2013
- a £3.5m new home for Food and Hospitality courses with state-of-the-art kitchens in Owen Level 12, opened in 2013
- installation of new 'greener' and more efficient Owen lift system in 2013
- redevelopment of Willow and Chestnut Court at Heart of the Campus in 2012
- refurbishment of Adsetts Learning Centre Levels 5 and 6, including new areas for quiet study and group study
- a dramatic makeover of Hallam Hall including the installation of new lighting and sound facilities in 2012
- the £26m energy-efficient Cantor Building (opened 2008 as Furnival Building, renamed in 2011)
- a £4m extension to the Adsetts Learning Centre (completed 2009)
- the £8m new Arundel building for the Faculty of Development and Society (opened in 2008)

## Environmental Sustainability

Sheffield Hallam University received a First Class award in the People & Planet Green League 2013. The University ranked 14<sup>th</sup> out of 143 HEIs, up from 19<sup>th</sup> place in 2012 and 27<sup>th</sup> place in 2011.

In May 2012 Sheffield Hallam received a Platinum (>95%) performance rating in the annual Yorkshire & Humber Environment Index, and a Climate Change Champion certificate from Business in the Community.

The University has retained certification to two ISO standards, gaining ISO 14001 (Environmental Management Standard) in October 2011 and ISO 50001 (Energy Management Standard) in January 2012. Sheffield Hallam University is the only University worldwide to hold both these standards across all UK operations.

In 2012/13, the University reduced carbon emissions by 14% to 12,736 tonnes of CO<sub>2</sub>. The University has set a target to reduce carbon emissions by 30% by 2020 (from a 2005/06 baseline).

## Student Accommodation

In 2013/14, Accommodation Services:

- received 7,300 applications
- allocated 4,930 beds in university managed and partnership residences
- approximately 80% of allocated accommodation was en suite
- the weekly cost of self-catering accommodation was £75-£200

# Sports

Sheffield Hallam Active has facilities and classes on both campuses, plus outdoor facilities at various locations.

Sheffield Hallam is the only university to have student volunteering agreements with the organising committees of the Beijing Olympics, Delhi Commonwealth Games and London Olympic/Paralympic Games.

In 2012/13, Sheffield Hallam Active:

- partnered with Sheffield City Council to run the City Athletics Stadium, the replacement for Don Valley Stadium
- opened a new multi-million pound facility off Bawtry Road catering for a variety of indoor and outdoor sports
- supported the employability of over 90 Sheffield Hallam students through Student Sport Activators
- was one of the UK's 8 Talented Athlete Scholarship Scheme (TASS) hub sites
- saw over 8,000 visits per week to the fitness suites
- saw income from sports card sales reach £600,000 for the first time

# Alumni

Sheffield Hallam University, Sheffield City Polytechnic and their founding colleges have over 160,000 alumni.

## NOTABLE ALUMNI

Name	Known For
Nick Park CBE	Animator, Wallace & Gromit
Richard Caborn	Labour MP for Sheffield Central
David Mellor CBE	Designer, cutlery designer
Jacqui Oatley	BBC Sport commentator
Bruce Oldfield OBE	Fashion designer
Baron Nazir Ahmed	Labour Party Peer
Andy Akinwolere	TV presenter, Blue Peter
Lee Blackett	Rugby union, Leeds Carnegie
Mark Herbert	Warp Films
Wei Yidong	TV presenter, Beijing Television
Nikki Dean	TV presenter
Jason Rockett	CEO, Sheffield United
Tom Ravenscroft	Presenter, BBC Radio 6 Music

Name	Known For
Eric Dancer CBE	Industry, Dartington Crystal
David Strettle	Rugby union, Saracens, England
Ben Jones-Bishop	Rugby league, Leeds Rhinos
Leon Taylor	Diver, Olympic medallist
Chris Jones	Rugby union, Worc. Warriors
Tom Meeten	Comedian, actor
Sean Lamont	Rugby union, Scotland
Joakim Sundström	Sound designer, musician
Andy Carthy	Mr Scruff, DJ, musician, artist
Stanley Royle	Artist, landscape painter
Guy Tarrant	Artist
Martin Narey	CEO, Barnado's
Kid Acne	Artist, musician

# Honorary Awards

Sheffield Hallam has been awarding honorary doctorates since 1993 and honorary fellowships since 1969.

## HONORARY AWARDS 2013

Name	Known For
Julia Bradbury	Broadcaster
Kevin Curley	Former Chief Executive, NAVCA
Karen Darke	Paralympian
Max Fischer	Restaurateur
Doreen Lawrence	Campaigner for justice

Name	Known For
Chai Patel	Healthcare and the community
James North-Hearn	Creative digital industry
Leon Taylor	Olympic medallist (diving)
Corin Mellor	Designer and Creative Director, David Mellor Design